

# About Brick Genesis

Brick Genesis is not a bible study but a hands-on activity guide.

Brick Genesis was created to help incorporate hands-on activities during your bible lessons. We have used many different bible translations and suggest that you use the translation you have been using or are most comfortable using.

Brick Genesis shows 2D “lego” creations of bible stories. Each build is a “starting point” to inspire creativity for your student. Change colors, add more bricks, or build 3D creations. Your final design does not have to look identical to our design. Let your student show you what the story looks like to them.


We believe the best way to utilize this eBook is to read each bible story in its entirety and then build the corresponding creation. Or allow your tactile learners to build while they listen. The order of each creation flows in the same order as in the bible. Be sure to check out the **Activity Page** (20) for more hands-on opportunities.

Jake Layton created each brick build with the exception of The Well. He chose the ideas he felt best represented each story. This eBook in no way covers all the wonderful opportunities to create hands-on learning from Genesis!

Many times we offer a **Note** at the bottom of the page to share how, what, and/or why we did what we did. These words are our own personal opinions.

The Lego Group does not endorse, support, nor approve of Brick Genesis.

## God Created ...

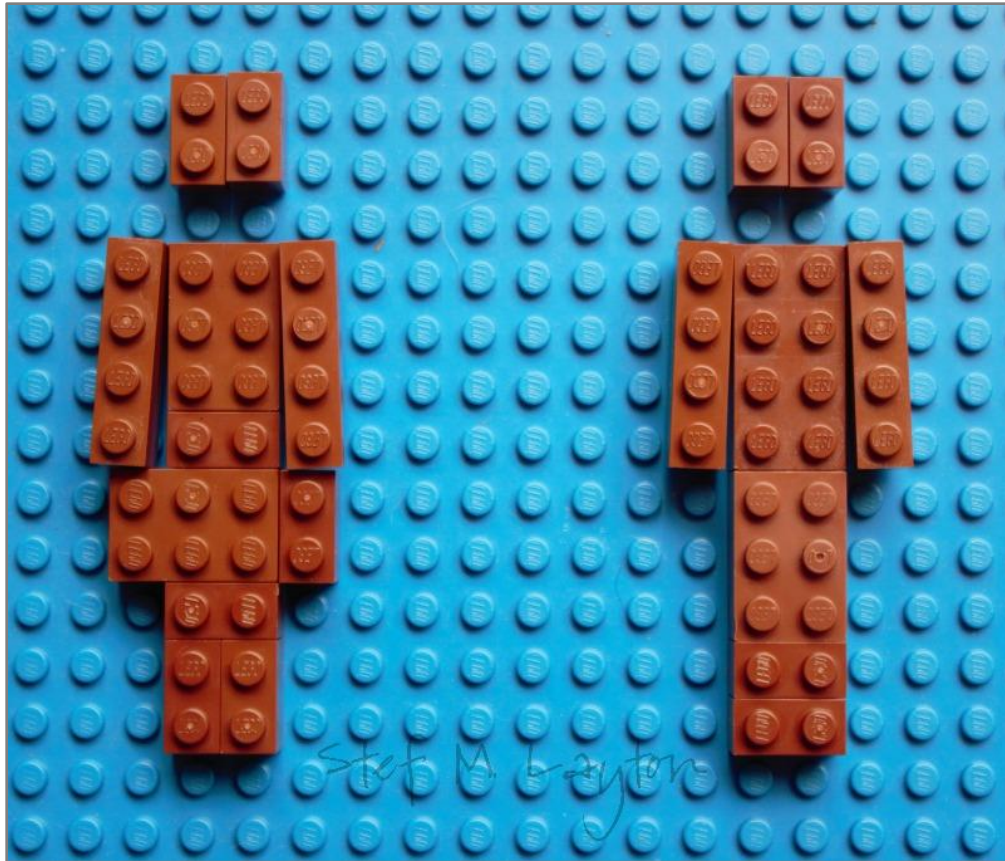


In the beginning God created the heavens and the earth. Genesis 1:1 NIV

And God said, "Let the water under the sky be gathered to one place, and let dry ground appear." And it was so. God called the dry ground "land," and the gathered waters he called "seas." And God saw that it was good. Genesis 1:9-10 NIV

*Note:* Create a Brick Heart using blue and green bricks to represent water and land. This is much easier than creating a round "Earth". It is also a perfect build for John 3:16

## Man and Woman




God created mankind in his own image, in the image of God he created them; male and female he created them. Genesis 1:27 NIV

But for Adam no suitable helper was found. Then the Lord God made a woman from the rib he had taken out of the man, and he brought her to the man. Genesis 2:20-22 NIV

*Note:* Brick man and woman resemble the typical bathroom signs. Do not snap down the arms so you can angle them out from the body.

## Tree in the Garden




The Lord God made all kinds of trees grow out of the ground—trees that were pleasing to the eye and good for food. In the middle of the garden were the tree of life and the tree of the knowledge of good and evil. Genesis 2:9 NIV

And the Lord God commanded the man, “You are free to eat from any tree in the garden; but you must not eat from the tree of the knowledge of good and evil, for when you eat from it you will certainly die.” Genesis 2:16-17 NIV

When the woman saw that the fruit of the tree was good for food and pleasing to the eye, and also desirable for gaining wisdom, she took some and ate it. She also gave some to her husband, who was with her, and he ate it. Genesis 3:6 NIV

*Note: This Brick Tree does not have “fruit”. You can easily add smaller bricks to represent fruit. Check our “Extras” page (18) for a fruit tree w/ serpent.*


# Flaming Sword



So He drove the man out; and at the east of the garden of Eden He stationed the cherubim and the flaming sword which turned every direction to guard the way to the tree of life. Genesis 3:24 NASB

*Note:* A lego fire piece was placed on the sword. If you do not have a flame, you can always make the blade red rather than gray.

# The Flood




God said to Noah, “I am going to put an end to all people, for the earth is filled with violence because of them. I am surely going to destroy both them and the earth. So make yourself an ark of cypress wood; make rooms in it and coat it with pitch inside and out. Genesis 6:13-14

But I will establish my covenant with you, and you will enter the ark—you and your sons and your wife and your sons’ wives with you. You are to bring into the ark two of all living creatures, male and female, to keep them alive with you. Genesis 6:18-19

*Note:* Since we created many animals in our [Brick Animals eBook](#), we chose to focus on the ark.

## The Promise




And God said, “This is the sign of the covenant I am making between me and you and every living creature with you, a covenant for all generations to come: I have set my rainbow in the clouds, and it will be the sign of the covenant between me and the earth. Whenever I bring clouds over the earth and the rainbow appears in the clouds, I will remember my covenant between me and you and all living creatures of every kind. Never again will the waters become a flood to destroy all life. Whenever the rainbow appears in the clouds, I will see it and remember the everlasting covenant between God and all living creatures of every kind on the earth.” Genesis 12:9-16 NIV

*Note: Great example of using the bricks you have handy! Jake does not own enough orange or purple bricks to make a complete ROYGBIV rainbow.*



## Tower of Babel




They said to each other, “Come, let’s make bricks and bake them thoroughly.” They used brick instead of stone, and tar for mortar. Then they said, “Come, let us build ourselves a city, with a tower that reaches to the heavens, so that we may make a name for ourselves; otherwise we will be scattered over the face of the whole earth.”

But the Lord came down to see the city and the tower the people were building. The Lord said, “If as one people speaking the same language they have begun to do this, then nothing they plan to do will be impossible for them. Come, let us go down and confuse their language so they will not understand each other.” Genesis 11:1-9

*Note:* Jake chose red bricks to represent “baking bricks” for those early B.C. architects.


## The Call of Abram



Now the Lord said to Abram, “Go from your country and your kindred and your father’s house to the land that I will show you. And I will make of you a great nation, and I will bless you and make your name great, so that you will be a blessing. I will bless those who bless you, and him who dishonors you I will curse, and in you all the families of the earth shall be blessed.” Genesis 12:1-3 ESV

*Note:* Making a tent is not easy, and it does look like a mini tower of Babel. Jake had a hard time deciding on one image for Abraham. But, before He is Abraham – he is Abram commanded to move. Since my boys have recently had to handle their best friends moving, we know a move requires faith. (and I love his camel!)


## Praying for a Wife



“May it be that when I say to a young woman, 'Please let down your jar that I may have a drink,' and she says, 'Drink, and I'll water your camels too'--let her be the one you have chosen for your servant Isaac. By this I will know that you have shown kindness to my master.” Before he had finished praying, Rebekah came out with her jar on her shoulder. Genesis 24:14-15

*Note:* This is my favorite story in Genesis, “before he had finished praying.” However, this is not our favorite build mostly because an Old Testament well does not resemble the Fairy Tale movie well. Due to photography lighting, we couldn't get a great shot of a 2D well, so I improvised a bit. And maybe got carried away with my first brick creation.

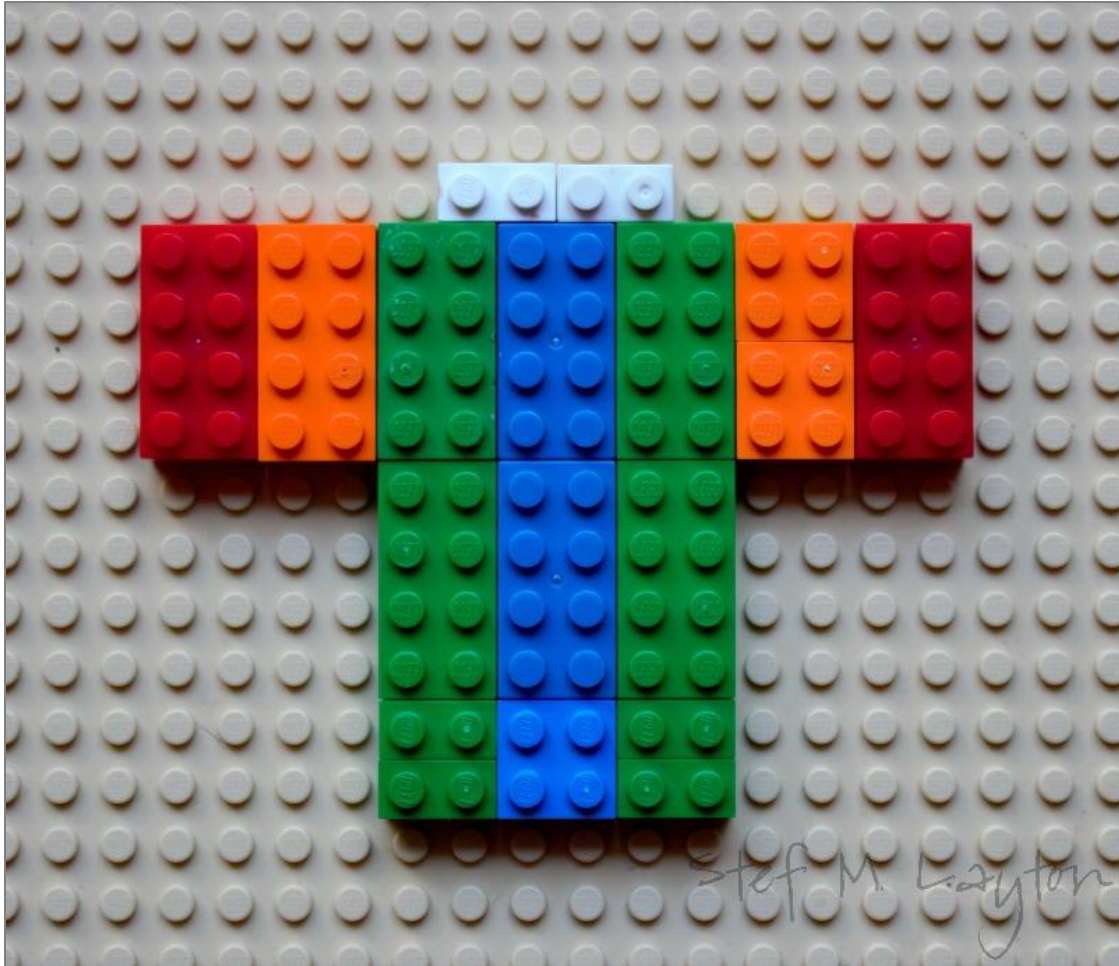
## Jacob's Ladder



He had a dream, and behold, a ladder was set on the earth with its top reaching to heaven; and behold, the angels of God were ascending and descending on it.  
Genesis 28:12 NASB

*Note:* Depending on your bible version, will either read a "ladder" or "stairway".  
using the same bricks, this is easy to turn into a stairway.


## Coat of Many Colors



Now Israel loved Joseph more than all his children, because he *was* the son of his old age: and he made him a coat of *many* colours. Genesis 37:3 KJV

And they took Joseph's coat, and killed a kid of the goats, and dipped the coat in the blood. And they sent the coat of *many* colours, and they brought *it* to their father; and said, 'this have we found: know now whether it *be* thy son's coat or no.' And he knew it, and said, '*It is* my son's coat ...' Genesis 37:31-33 KJV


## Joseph's Prison



So he took Joseph and threw him into the prison where the king's prisoners were held, and there he remained. But the LORD was with Joseph in the prison and showed him his faithful love. And the LORD made Joseph a favorite with the prison warden. Genesis 39:20-21 NLT

*Note:* This jail door was originally created for [Medieval Bricks eBook](#), but was never added. We were happy to add it here since we always tell our boys to make the best of any situation – Joseph was a hard worker and “good” prisoner.


## Pharaoh's Dream



When two full years had passed, Pharaoh had a dream: He was standing by the Nile, when out of the river there came up seven cows, sleek and fat, and they grazed among the reeds. After them, seven other cows, ugly and gaunt, came up out of the Nile and stood beside those on the riverbank. And the cows that were ugly and gaunt ate up the seven sleek, fat cows. Then Pharaoh woke up. Genesis 41:1-4

*Note:* This just might be my favorite animal yet, and Jake created over 20 in [Brick Animals!](#) We used real "lego eyes" rather than creating them ourselves. But, it always makes me want Chik-filA

## Joseph Saves His Brothers & Egypt





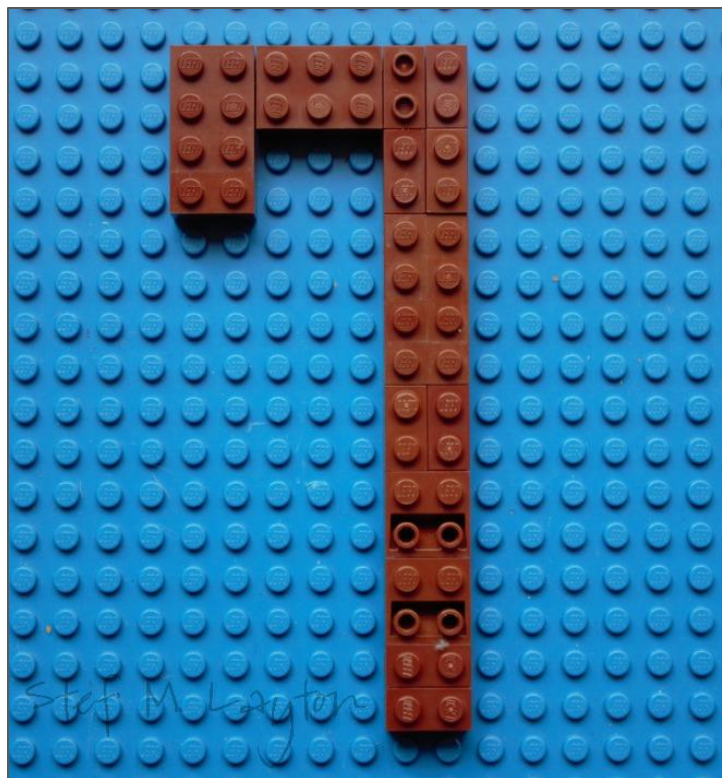
“Joseph is still alive! In fact, he is ruler of all Egypt.” Jacob was stunned; he did not believe them. But when they told him everything Joseph had said to them, and when he saw the carts Joseph had sent to carry him back, the spirit of their father Jacob revived. And Israel said, “I’m convinced! My son Joseph is still alive. I will go and see him before I die.” Genesis 45:26-28

As for you, you meant evil against me, but God meant it for good in order to bring about this present result, to preserve many people alive. Genesis 50:20

*Note:* We picked the Egyptian headdress for our cover for many reasons. First, it is very colorful. Second, Egypt plays such a big role throughout Genesis. Joseph’s testimony of forgiveness is beautiful, but sadly he leads the people into servitude.



"S" Extras: Shepherd Staff, Storm, Serpent in Tree



# Hands-On Genesis Activities

These activities help reinforce bible time and Genesis brick creations.

<p><b>Activity 1: God Created</b> (page 3)</p> <p>Spread pillows or cushions around. Hop around the room without touching “water”.</p>	<p><b>Activity 2: Man and Woman</b> (page 4)</p> <p>Use butcher paper to trace children or regular sketch paper to draw each other’s portrait.</p>
<p><b>Activity 3: Tree</b> (page 5)</p> <p>Go on a nature walk. Use white paper and crayons to make bark rubbings from trees.</p>	<p><b>Activity 4: Flaming Sword</b> (page 6)</p> <p>Play “Red Rover Red Rover” with students. Or try to sneak around a student without them noticing.</p>
<p><b>Activity 5: The Ark</b> (page 7)</p> <p>Fill a long baking dish or bath tub with water. Add toys to see which ones Sink or Float.</p>	<p><b>Activity 6: Rainbow</b> (page 8)</p> <p>Cut a paper plate in half and paint the colors of the rainbow.</p>
<p><b>Activity 7: Tower</b> (page 9)</p> <p>Build a human tower. If you only have a few people use stuffed animals, shoes, etc.</p>	<p><b>Activity 8: Abram</b> (page 10)</p> <p>Create a nature scavenger hunt with 10 items on a list. Let children walk around outside to find them.</p>
<p><b>Activity 9: The Well</b> (page 11)</p> <p>Fill a bucket with water balloons. Have each child run to the bucket for the balloons.</p>	<p><b>Activity 10: Ladder</b> (page 12)</p> <p>Enjoy time at the playground and climb different equipment or trees.</p>
<p><b>Activity 11: Coat</b> (page 13)</p> <p>Fold paper into 4 sections. Draw what one wears during each season: winter, spring, summer &amp; fall.</p>	<p><b>Activity 12: Prison</b> (page 14)</p> <p>Build an indoor fort with many blankets, pillows, and other items.</p>
<p><b>Activity 13: Cow</b> (page 15)</p> <p>Make chocolate milk for a snack.</p>	<p><b>Activity 14: Egypt</b> (page 16)</p> <p>Build a Salt Dough Map of Egypt. Paint it once it is dry.</p>

# Nature Scavenger Hunt 1

Find these 10 "nature" items outside. Since this is a Nature Scavenger Hunt - leave items where you find them, but check them off the list as you see them.

Rock

Bird

Bug

Animal

Water

Flower

Leaf

Tree

Seed

Stick

# Nature Scavenger Hunt 2

This hunt is more challenging Find these 10 "nature" items outside. Since this is a Nature Scavenger Hunt - leave items where you find them, but check them off the list as you see them.

Solid

Liquid

Gas

Living

Non-Living

Herbivore

Carnivore

Omnivore

Stem

Decomposer

## Word Hunt - Genesis Men

ADAM, CAIN, ABEL, SETH, NOAH, ABRAHAM, ISAAC, JACOB, JOSEPH

bonus: GOD, GARDEN

E	L	N	A	R	D	E	P	E	J
H	P	E	S	O	J	H	B	O	H
A	I	C	B	R	A	S	I	A	C
M	G	O	S	A	C	I	O	B	J
V	O	T	H	E	L	N	A	A	C
I	D	A	M	O	A	P	H	B	E
C	Q	U	A	T	H	E	O	D	G
A	B	O	D	E	R	C	P	H	C
A	C	M	A	H	A	R	B	A	Y
S	H	O	B	J	T	L	I	N	C
I	G	A	R	D	E	N	S	M	L
O	H	T	E	S	K	W	T	E	P

# Word Hunt - Genesis Men, Answer Key!

ADAM, CAIN, ABEL, SETH, NOAH, ABRAHAM, ISAAC, JACOB, JOSEPH

bonus: GOD, GARDEN

L  
H P E S O J H  
B A  
G A O  
O N  
D M B  
C A O  
A D C C  
A M A H A R B A  
S J I  
I G A R D E N  
H T E S

## Word Hunt - Genesis Women

EVE, SARAH, REBEKAH, LEAH, RACHEL

bonus: DINAH, TAMAR, WIFE

R	A	M	A	T	E	K	E	B	A
V	H	A	S	A	V	A	H	D	I
E	W	F	L	E	H	C	A	R	G
H	O	P	I	D	N	A	K	B	E
A	R	H	S	I	H	N	E	C	F
R	A	T	A	R	M	A	B	W	I
A	K	Y	E	N	W	O	E	M	W
S	A	V	R	A	I	H	R	L	D
I	E	N	J	T	L	D	O	G	M

# Word Hunt - Genesis Women Answer Key!

EVE, SARAH, REBEKAH, LEAH, RACHEL

bonus: DINAH, TAMAR, WIFE

R A M A T

H

L E H C A R

H

K

E

A

H

H

E

F

R

A

A

B

I

A

E N

E

W

S

V

I

R

L

E

D



# Thank You!

We always enjoy making these Brick eBooks and thank you for your purchase!

Other popular Brick eBooks: **Brick Animals** - hands-on Science, **Medieval Bricks** - hands-on History, & **Brick Christmas** - hands-on Holiday.

Stay in the loop with our new Brick eBook releases. Like us on [Facebook](#) or follow our hands-on adventures on [Instagram](#)!

**Jake Layton** started creating eBooks at the age of 10 years old in hopes of earning enough money to donate to [Samaritan's Purse](#). With your help purchasing our older eBooks, He donated \$99.34 to their **Clean Water** innovative.

When Jake is not building creations for eBooks he loves to play guitar, soccer, tennis, and practice his parkour flips. Jake's favorite school subjects are History, Creative Writing, and Art.

Stef started homeschooling in 2008. She is the Hands-On Learning Columnist for Homeschooling Today magazine as well as a freelance writer for numerous homeschool blogs. When Stef isn't editing eBooks, she enjoys tennis, golf, water sports, and good bbq.

The Layton Family lives in Florida.

